

SPECIFICATIONS

X10	
Number of effective pixels	12.0 million pixels
Image sensor	2/3-inch EXR CMOS with primary color filter
Storage media	SD/SDHC/SDXC(UHS-I) memory card
File format	JPEG (Exif Ver 2.3), RAW (RAF format), RAW+JPEG (Design rule for Camera File system compliant / DPOF-compatible)
(still image)	H.264(MOV) with Stereo sound
(movie)	
Number of recorded pixels	L : <4:3> 4000 x 3000 <3:2> 4000 x 2664 <16:9> 4000 x 2248 <1:1> 2992 x 2992 M : <4:3> 2816 x 2112 <3:2> 2816 x 1864 <16:9> 2816 x 1584 <1:1> 2112 x 2112 S : <4:3> 2048 x 1536 <3:2> 2048 x 1360 <16:9> 1920 x 1080 <1:1> 1536 x 1536 <Motion Panorama> 360° Vertical 11520 x 1624 Horizontal 11520 x 1080 300° Vertical 9600 x 1624 Horizontal 9600 x 1080 240° Vertical 7680 x 1624 Horizontal 7680 x 1080 180° Vertical 5760 x 1624 Horizontal 5760 x 1080 120° Vertical 3840 x 1624 Horizontal 3840 x 1080
Lens	(name) Fujinon 4x optical zoom lens (focal length) f=7.1 - 28.4mm, equivalent to 28-112mm on a 35mm camera (full-aperture) F2.0(Wide) - F2.8 (Telephoto) (constitution) 9 groups 11 lenses (3 aspherical glass molded lenses included)
Digital zoom	Intelligent digital zoom (approx. 2x)
Aperture	F2.0-F11(Wide) F2.8-F11(Telephoto) 1/3EV step (controlled 7-blade aperture diaphragm)
Focus distance	Normal : Wide: Approx. 50cm / 1.6 ft. to infinity Telephoto: Approx. 80cm / 2.6 ft. to infinity Macro : Wide: Approx. 10cm - 3.0m / 0.3 ft. - 9.8 ft. Telephoto: Approx. 50cm - 3.0m / 1.6 ft. - 9.8 ft. Super Macro : Approx. 1.0cm - 1.0m / 0.4 in. - 3.3 ft.
Sensitivity	Auto, Equivalent to ISO 100/200/250/320/400/500/640/800/1000/1250/1600/2000/2500/3200/4000/5000/6400*/12800* (Standard Output Sensitivity) *ISO6400 : M mode or lower, ISO12800 : S mode
Exposure control	TTL 256-zones metering, Multi, Spot, Average
Exposure mode	Programmed AE, Aperture Priority AE, Shutter Priority AE, Manual
Shooting modes	SP: Natural Light, Natural Light & Flash, Portrait, Portrait Enhancer, Landscape, Sport, Night, Night (Tripod), Fireworks, Sunset, Snow, Beach, Party, Flower, Text, Underwater EXR, AUTO, P, S, A, M, C1, C2, Movie, SP, Adv.
(MODE DIAL)	
Image stabilizer	Lens shift type
Face detection	Yes
Exposure compensation	-2.0EV - +2.0EV 1/3EV step
Shutter speed	(Auto mode) 1/4 sec. to 1/4000* sec., (All other modes) 30 sec. to 1/4000* sec. * 1/4000 sec. at small aperture, 1/1000 sec. at full aperture
Continuous shooting (TOP)	Super High : approx. 10fps (Size M,S) High : approx. 7fps (Size L,M,S) Middle : approx. 5fps (Size L,M,S) Low : approx. 3fps (Size L,M,S) * SD memory card with a class 4 write speed (4 MB/sec.) or better is recommended. * Maximum frame number for each continuous shooting mode is limited.
(others)	Best Frame capture: Super High : approx. 10fps 8/16 frames (Size M,S) High : approx. 7fps 8 frames (Size L,M,S)/16 frames (Size M,S) Middle : approx. 5fps 8 frames (Size L,M,S)/16 frames (Size M,S) Low : approx. 3fps 8 frames (Size L,M,S)/16 frames (Size M,S)
Auto bracketing	AE Bracketing : ±1/3EV, ±2/3EV, ±1EV Film Simulation Bracketing : PROVIA/STANDARD, Velvia/VIVID, ASTIA/SOFT Dynamic Rang Bracketing : 100%/200%/400% ISO Sensitivity Bracketing : ±1/3EV, ±2/3EV, ±1EV
Focus (mode)	Single AF / Continuous AF (EXR AUTO, Movie), Manual AF (One-push AF mode included)
(type)	TTL contrast AF, AF assist illuminator available
(AF frame selection)	Multi, Area, Tracking
White balance	Automatic scene recognition Preset: Fine, Shade, Fluorescent light (Daylight), Fluorescent light (Warm White), Fluorescent light (Cool White), Incandescent light, Underwater, Custom, Color temperature selection
Self-timer	10 sec./2 sec. delay
Flash	Auto flash (super intelligent flash) Effective range: (ISO AUTO(800)) Wide: Approx. 50cm - 7.0m / 1.6 ft. - 22.9 ft. Telephoto: Approx. 80cm - 5.0m / 2.6 ft. - 16.4 ft.
Flash modes	Red-eye removal OFF: Auto, Forced Flash, Suppressed Flash, Slow Synchro. Red-eye removal ON: Red-eye Reduction Auto, Red-eye Reduction & Forced Flash, Suppressed Flash, Red-eye Reduction & Slow Synchro.
Hot shoe	YES
Viewfinder	Optical zoom viewfinder Approx. 85% coverage Diopter adjustment : -3.5 - +1.5m ⁻¹ (dpt)
LCD monitor	2.8-inch, approx. 460,000 dots, TFT color LCD monitor, approx. 100% coverage
Movie recording	1920 x 1080 pixels / 1280 x 720 pixels / 640 x 480 pixels (30 frames / sec.) with stereo sound Optical zoom (manual) can be used.
Photography functions	EXR mode (EXR Auto / Resolution priority / High ISO & Low noise priority / Dynamic range priority), Face recognition, Face Detection, Auto red-eye removal, Film simulation, Framing guideline, Frame No. memory, Histogram display, Best frame capture, Advanced mode (Motion panorama360, Pro focus, Pro low light), High Speed Movie (70/ 120/ 200 frames/sec.), Electronic level, One-touch RAW, Advanced Anti Blur
Playback functions	Face Detection, Auto red-eye removal, Multi-frame playback (with micro thumbnail), Protect, Crop, Resize, Slide show, Image rotate, Voice memo, Histogram display, Exposure warning, Photobook assist, Image search, Favorites, Mark for upload, Panorama, Erase selected frames, RAW conversing
Other functions	PictBridge, Exif Print, 35 Languages, Time difference, Silent mode
Terminal	(Video output) NTSC / PAL selectable with Monaural sound (Digital interface) USB 2.0 High-Speed (HDMI output) HDMI Mini connector
Power supply	NP-50 Li-ion battery (included) CP-50 with AC power adapter AC-5VX (sold separately)
Dimensions	117.0 (W) x 69.6 (H) x 56.8 (D) mm / 4.6 (W) x 2.7 (H) x 2.2 (D) in.
Weight	Approx. 350g / 12.3 oz. (including battery and memory card) Approx. 330g / 11.6 oz. (excluding battery and memory card)
Operating temperature	0°C - 40°C
Operating humidity	10% - 80% (no condensation)

<http://fujifilm-x.com/x10/>

©All photos, illustrations, drawings and other images in this brochure are intended for illustrative purposes only.
Microsoft, Windows and Windows logo are trademarks,
or registered trademarks of Microsoft Corporation in the United States and/or other countries.
Macintosh and Mac OS are trademarks of Apple Computer, Inc., registered in the U.S. and other countries.
SDXC logo is a trademark. All other trademarks are the property of their respective holders.
SILKYPiX® is a registered trademark of Ichikawa Soft Laboratory Co., Ltd. in Japan.

FUJIFILM



OPTIONAL ACCESSORIES

- Li-ion battery NP-50
- Battery charger BC-45W
- A/V cable AV-C1
- Lens hood LH-X10
- Leather case LC-X10
- Shoe Mount Flash EF-42/EF-20
- DC coupler CP-50
- AC power adapter AC-5VX

ACCESSORIES INCLUDED

- Li-ion battery NP-50
- Battery charger BC-45W
- Shoulder strap
- Lens cap
- USB cable
- CD-ROM
- Owner's manual



Specifications are subject to change without notice

For more information, please visit our website

http://www.fujifilm.com/products/digital_cameras/index.html

FUJIFILM
FUJIFILM Corporation

Ref. No. EB-1052ER(SK·10·12·F2586·F9711)Printed In Japan ©2011FUJIFILM Corporation



Take your passion for
photography to the next level
with optical performance that ignites
your desire to explore X10's potential,
intuitive controls and operability that
hone your senses as a photographer,
and a design that invites you to master
its every possibility.

X10

The X10 cannot fail to awaken your
creativity and make every day a journey
of discovery!



*Just rotate the zoom ring to switch
the camera on.
And without a second thought,
you'll lift the camera to your eye
and capture the moment.*



*Capture the finer details of life
like never before - through the viewfinder,
you'll see a world filled with light and discovery.*



Optical performance that reaches out to your senses

Capturing light ever so perfectly, the X10 transmits the intense beauty of a scene just as you see it. The brightness of both the lens and the viewfinder truly bring out the tones and colors that are often hard to capture in everyday scenes.




Bright, high resolution, FUJINON Manual 4x Optical Zoom Lens

The X10 features a newly developed manual 4x optical zoom lens utilising FUJINON optical technology. With superb F2.0-2.8 brightness and a 4x optical zoom ranging from 28mm wide angle to 112mm telephoto, the lens delivers high resolution optical performance across the entire range. Boasting rich descriptive performance, the all-purpose lens captures your encounters with amazing presence.



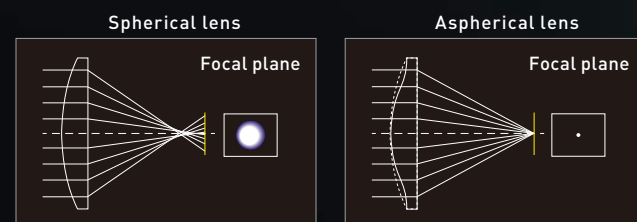
True excellence - All-Glass 9-Groups/11-Elements configuration



In order to maintain the X10's compact shell whilst ensuring high image quality, X10 has FUJINON lenses made of glass with superior optical characteristics for all elements in the 9-groups/11-elements configuration. The design incorporates an arrangement of aspheric lenses, ED lenses and high-refractive index lenses, and are treated with FUJINON's originally developed Super EBC (Electron Beam Coating).

Using 3 Aspherical lenses for rich resolution and a Compact shell

By using 3 high-performance aspherical lenses, the X10 delivers sharp image quality with rich resolution. These lenses also contribute to a more compact overall lens configuration and the X10's compact body size ensuring you can easily take it everywhere with you.



Aiming for high quality images - Super EBC

All the lens elements used in the X10 have been treated with multilayer Super EBC (Electron Beam Coating), the same process used for FUJINON broadcasting video lenses and large-format camera lenses acclaimed by professionals. Reducing ghosting and lens flare, the treatment promises clear image quality.

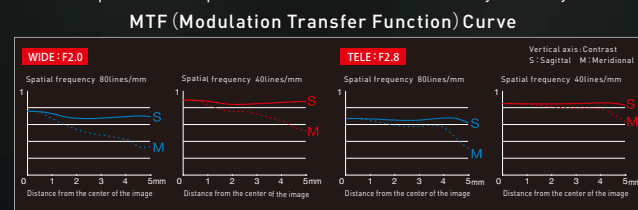


Removing all color fringing even at high magnification - ED Lens

Two ED lenses have been employed for their low dispersion and effective reduction of chromatic aberrations. By preventing color fringing and reducing contrast, the X10 lens captures images with superb accuracy across the zoom range from wide angle to telephoto.

High resolution across the entire zoom range

From wide angle to telephoto, and from the centre of the image to the edges, the X10 fully exploits the advantages of its bright lens and demonstrates its superb resolution with the aperture at its widest setting. The X10's optical performance is designed to capture images with exceptional sharpness of detail and color fidelity in every scene.



Optical zoom viewfinder with revolutionary performance

Using a configuration of 3 aspherical lenses and 2 glass prisms, the newly developed viewfinder delivers superior brightness, a wider viewing angle, and a superb field of view, so every time you look through the viewfinder, you will discover new photographic delights!



Special prism configuration ensures extra bright viewfinder

We have used a Dach prism configuration in the X10 to ensure we created a camera that was both compact in size and able to provide the ultimate clear, bright view.

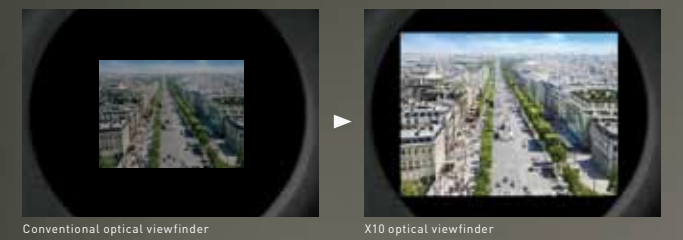


Diopter adjustment dial

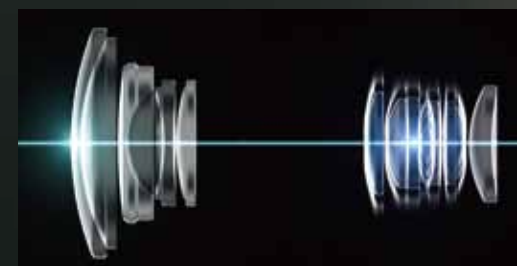
Located next to the viewfinder, the dial lets you adjust viewfinder focus from -3.5 - +1.5m⁻¹(dpt) for comfortable viewing even for glasses wearers.

View scenes as nature intended

The brightness and clarity of the viewfinder lets you see every detail of your picture from corner to corner, and comfortably allows you to frame your shot.



Newly developed OIS mechanism



The newly developed OIS (optical image stabilization) mechanism shifts the group of 5 lens elements, correcting the position of the optical axis. This new mechanism effectively counteracts blur by preventing shading in edge areas and loss of resolution that tends to occur with conventional camera shake stabilization technologies.

1cm Super Macro



At a distance of just 1cm, macro photography using the X10 allows you to capture all the exquisite detail of your subject from really close up.

Soft and beautiful "Bokeh" effect



The combination of the bright F2.0-2.8 lens and the 7-blade aperture diaphragm, capture the subject in crisp detail with a beautiful defocused "bokeh" effect.




No matter what you're taking a photo of, you can truly depend on the X10 to capture it beautifully. This camera will make you want to capture scenes in everyday life that you would not have even noticed before.




Powered by Fujifilm's EXR technology

Balancing the lens with the 2/3-inch EXR CMOS sensor for the perfect match and excellent image quality.

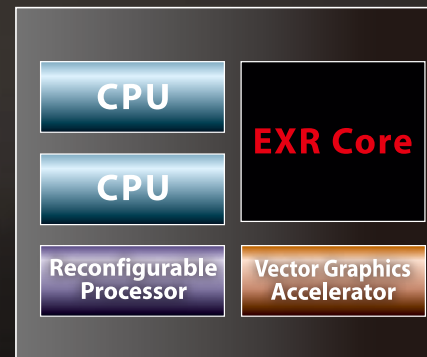


EXR CMOS 12-Megapixel 2/3-inch EXR CMOS sensor



Featuring FUJIFILM's bespoke pixel array, the X10 captures high quality images with its large 2/3-inch EXR CMOS sensor. And you'll be able to enjoy high-speed continuous photography and Full HD movie shooting thanks to the high performance CMOS element of the sensor.

EXR Processor



Working in tandem with the 2/3-inch EXR CMOS sensor, the EXR Processor achieves a new level of performance. Tapping into the power of its two CPUs, EXR Core and a reconfigurable processor*1, it provides powerful and speedy processing, letting you enjoy even Full HD Movie and high-speed continuous shooting.

*1 Processor with rewritable circuits that can dynamically adapt to perform complex corrections and processing tasks.

EXR technologies take beauty to new extremes

High Resolution (HR)



In bright scenes, every detail from the leaves of the trees to a wisp of hair in a portrait is captured with exceptionally high resolution.

Wide Dynamic Range (DR)



In high contrast scenes, for example when shooting landscapes with a strong contrast between bright and dark areas, this technology reproduces the natural tonality in both highlights and shadow.

High Sensitivity & Low Noise (SN)



Even when shooting in low-light at high sensitivity settings, photos are crisp with low noise. Both indoor and night scenes are captured naturally and beautifully.

In any scene, EXR technology produces the ultimate in image quality.

High-speed response - No more missed shots!

The EXR Processor's high-speed processing powers the speedy Auto Focus response so you'll never miss a photo opportunity again. From powering up the camera and continuous shooting to shooting data playback, every operation is accelerated.

High-speed Continuous shooting even at full 12-Megapixel resolution

High-speed continuous shooting lets you capture moving subjects and other action scenes at 7 frames per second at the full 12-megapixel resolution (L size). Set the resolution to M size for even faster shooting at a maximum of 10 frames per second.

Film Simulation modes

Faithfully reproducing the distinctive colors and qualities of FUJIFILM films loved by professional photographers, these modes let you simulate the natural tones of PROVIA, the distinctive saturation and vibrant colors of Velvia and the smooth tonality of ASTIA with its superb reproduction of skin tones. You can also select from various Black & White modes.



PROVIA / Standard Mode



Velvia / Vivid Mode



ASTIA / Soft Mode



B&W / No filter



B&W / Ye filter



B&W / R filter



B&W / G filter

Full HD Movie

Capture all the action in Full 1080p HD (30fps/H.264 High Profile). Even in dark locations, the X10 uses its excellent low-light performance to record even the finest detail with amazing clarity. You can also shoot using Film Simulation modes or capture movies with a soft "bokeh" background. Full-resolution still photos can be taken without interrupting video shooting. And when it's time to show your creativity off, all you need to do is to connect the X10 to an HDTV with an HDMI cable (sold separately).

Designed to inspire

Inspiration borne from your exploration of the camera and your familiarization with the controls. The hunger to get out there and start taking photos. The X10's design and feel will truly inspire you.



Turn the zoom ring to switch on the camera. Both your spirit and the camera instantly start up.


Look through the optical viewfinder. That's all it takes to change your world.

Explore the angles. Capture exactly the moment you want.

Touch the dial. Feel the thrill racing through your fingertips

Check the settings. Be confident you're capturing exactly what you see.

Press the shutter. You'll find that the sound it makes becomes an invitation to take more shots.



It is as if the heart of the photographer and camera beat as one. As you raise X10 to your eye to frame your shot, you can power up the camera, never letting your attention waver from the subject in the viewfinder.

Through the optical viewfinder, the scene is revealed with crystal clarity, exceptional brightness and with a wide angle of view.

The metal cam-driven mechanism and a special grease originally developed ensure that magnification is precisely on-target, and the smooth high-precision zoom operates perfectly.

The exquisite notches of the exposure compensation dial and the satisfying torque feedback produced by the hidden metal ball in the click-stop mechanism.

Exposure, shutter speed, histogram and other shooting data are all displayed on the LCD. At a glance, you can be sure that you get the image you aim to capture.

The feel and sound of the shutter are important elements of the design of the X10. You can even choose from 4 shutter sounds. A mechanical shutter release cable can be connected to the shutter button.

Designed to excite


The design and choice of materials are meant to anticipate your heart's every desire and enhance your enjoyment of photography. With the X10 as your companion every moment of every day, the adventure goes on.

Die-cast magnesium top and base - Quality craftsmanship

Made from strong, yet lightweight, die-cast magnesium, the X10's top and base are not only essential components, but also create an air of solid authority and enhance the feel of the product and your pride of ownership.

Elegant black body - Blending into every scene

The solid sensation when you hold the aluminum body. The tactile pleasure of the leather-like texture finish. The natural black look of the X10 elegantly blends into every scene and situation.



“Made in Japan”, the mark of premium quality

Each and every part of this camera is the product of high precision engineering and the highest quality standards.



Metal lens cap

Coordinating with the texture of X10's metal body, the aluminum lens cap looks the part and fits snugly thanks to its fabric liner attached to its step-machined inner surface.

Accessories



“Quick shot” Leather case LC-X10 (sold separately)

With its easy-opening design, it adds pleasure to photography. Excellence is visible in every detail, down to the color of the stitches and the spaces in between them. The top of the case snaps shut via a hidden magnet to prevent unnecessary damage to the lens.



Lens Hood and Adapter Ring set LH-X10 (sold separately)

The lens hood attaches directly to the front of the lens. The adapter ring and lens hood part can be separated. Both are precision machined from metal. In addition, the hood has a slit to avoid blocking the viewfinder view. You can also use the adapter ring to attach commercially available 52mm filters.



Special TTL Flash EF-42/EF-20 (sold separately)

There are two types of external flash available for the X10 (GN20 and GN42/ISO100•m). With Fujifilm's original high-precision TTL flash technology, you will be in complete control of your flash output.

Precision-milled metal ring and dials

Featuring high precision parts including the zoom ring, mode dial and exposure compensation dial which are all milled from solid metal with exacting measurements. The knurled finish of the sides of the dials feature rows of minutely milled square pyramids providing superb grip and a tactile sensation.

Leather-like finish delivers a quality look and durability

Synthetic leather is the practical choice that promises resistance to the elements and higher durability, while an original manufacturing process reproduces the look and feel of authentic leather. In terms of functionality, the material provides a reassuring and comfortable non-slip grip.

Diverse functions to fill everyday with new discoveries

[Focusing]

Focus Mode selector (AF/S, AF/C and MF)

The focus mode selector lever to the right of the lens lets you instantly switch between AF/S (Single AF), AF/C (Continuous AF) and MF (Manual).



Selectable AF with a 49-point Metering matrix

Within the 49-point matrix of the auto focus area in the screen, AF accurately and swiftly recognises the primary subject and brings it into crystal clear focus. It also lets you freely select the position of the AF frame. Using the LCD monitor, you also can change the AF frame size and pinpoint the focusing.



High-speed Contrast Detection Auto Focus

Accelerated by the combination of the high-speed signal readout of the fast EXR CMOS sensor and the fast processing speed of the newly developed EXR Processor, contrast detection AF delivers a huge leap in both speed and precision so you'll never miss a shot.

Manual Focus

The distance index bar displayed on the LCD together with the depth of field scale and aperture value, provide helpful guides for focusing. While checking the image in Live View, it is easy to adjust the focus by rotating the sub command dial. Turn on "Focus Check" in the menu and you can use focus point zoom to confirm a sharp focus.

AF Assist Lamp for Low-Light Scenes

In low light settings when even the subject is hard to see through the viewfinder, the AF Assist Lamp illuminates the subject and assists Auto Focus.

[Exposure Control]

Aperture and Shutter Speed

Optimally positioned so you can concentrate on framing your shot, aperture and shutter speed settings are operated with the main command and sub-command dials for quick and easy selection of Aperture Priority AE, Shutter Speed Priority AE, Program AE and Manual exposure settings.

Exposure Compensation Dial control at your fingertips

For photographers who always want access to detailed exposure control, the Exposure Compensation Dial is positioned in easy reach of your right thumb for smooth ± 2 EV adjustment in 1/3 EV steps without taking your eye away from composing your shot.

Self Timer (2 or 10 seconds)

Use the menu to select the Self Timer function. It is not only great for group photos, but also comes in handy in macro photography and low exposure shots when you want to avoid blur caused by manual shutter release.

Easy-to-use AE/AF Lock button

With a touch of the special AE/AF Lock button on the back of the camera body, you can lock both exposure and focus for the subject. Using the setup menu, you can also set the button to lock only AE or AF.

Selectable Metering modes

From a choice of "MULTI METERING" for accurate response to a variety of lighting conditions, "SPOT" metering for precise reading of approximately 2% of viewfinder area in the centre of the screen, and "AVERAGE METERING" for an average exposure setting for the entire scene, you can swiftly select the best metering for your shot.

[EXR AUTO]

Recognition and optimised settings for 99 shooting patterns for exceptional images of any scene, any time.

EXR Auto not only intelligently recognises the color, brightness and movement of subjects like the sky, greenery and beaches but also can tell if a person is present in your composition. EXR Auto will automatically optimise every camera setting from exposure to white balance, and will even judge which of the three EXR sensor modes best matches the shooting conditions to guarantee you the best shot possible.

[RAW Shooting]

The default file format is JPEG, but should you want to take the next shot in RAW, at a touch of the RAW Button, you can switch to JPEG+RAW and capture the next scene in both formats.



In-camera RAW Converter

The X10's built-in RAW data converter lets you view and edit your results without the need for your PC. The conversion of RAW data not only takes into account exposure compensation, white balance and other in-camera image quality control settings, but also lets the user apply Film Simulation modes in the converter mode.

Special X10 RAW Conversion Software included

For the management, viewing and conversion of RAW image data on your PC, you will find a special X10 version of the powerful and easy-to-use SILKPIX® viewer and RAW conversion software included in your camera box.

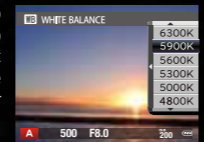
[ISO100~12800 Sensitivity setting range]

Select the broad sensitivity range of ISO100-3200 for shooting at full 12-megapixel resolution. When sensitivity is the priority, set maximum sensitivity up to ISO12800 (S size). For automatic setting of the optimum sensitivity up to ISO3200, choose AUTO. By assigning this range setting function to the Fn Button, extended sensitivity is available at a touch of a button.

[White Balance setting]

Extensive White Balance control including Kelvin Value setting

In addition to Auto White Balance, the X10 also offers a choice of 9 white balance presets to compensate for the color of different light sources. Users can also set a Custom White Balance using a gray card or other surface, or select the optimum Kelvin value.



Precise White Balance setting

For precision correction of white balance, or to explore the creative effects you can achieve from filters, the X10 lets you fine tune white balance by adjusting R (red) \leftrightarrow Cy (cyan) and B (blue) \leftrightarrow Ye (yellow) in ± 9 steps.

[Customisation functions]

Fn Button for one-touch access to a frequently used function

Assign any one of the following frequently used functions to the Fn (Function) button and enjoy smooth one-touch controls during shooting:
○ISO sensitivity (default setting) ○Image size ○Image quality mode
○Dynamic range ○Film simulation ○AF mode selection (area selection/auto area) ○Face Detection ○Face Recognition ○Intelligent Digital Zoom

Save Custom settings

The X10 lets you create, save and assign custom settings to the Custom Modes on the Mode Dial for instant recall of up to 2 sets of user defined settings covering all parameters from ISO sensitivity to white balance. When the moment comes, there is no need to re-enter settings for the scene. You are ready with your favourite pre-defined settings to smoothly capture the scene.

[High-Speed Continuous Shooting & Bracketing Functions]

Maximum High-Speed Continuous Shooting Speed of 10fps (at M size)

The high readout speed of the EXR CMOS sensor and the speedy processing of the EXR Processor enables the X10 to shoot at a maximum burst speed of 10 frames per second at M size or 7 frames per second at full 12-megapixel resolution (L size). Capture a series of exposures of moving subjects and other challenging photographic scenes with high-speed continuous shooting performance and later select the best shot.

Selection of various Auto Bracketing functions

Empowering you with a choice of 4 different auto bracketing functions (AE, ISO Sensitivity, Dynamic Range and Film Simulation), the X10 lets you experience a whole world of photographic expression.

•AE Bracketing

One press of the shutter captures 3 shots of the same scene at different exposures. AE bracketing can be set in 1/3, 2/3 and 1 EV steps.



•ISO Sensitivity Bracketing

Based on a single exposure, the scene is automatically reproduced as 3 images, each with a different ISO sensitivity and without changing the shutter speed and aperture, letting you capture the moment with varying degrees of brightness. Setting is possible in 1/3, 2/3 and 1 EV steps.



•Dynamic Range Bracketing

Capture 3 exposures of the same scene with high-speed continuous shooting, each at a different dynamic range setting (100%, 200% & 400%).



•Film Simulation Bracketing

A single exposure produces 3 images of the scene, each with a different Film Simulation effect (PROVIA, Velvia and ASTIA).



[Motion Panorama 360]

Immersive 360°Panoramic photos

Just sweep the camera right-left or up-down to shoot giant panoramas up to 360°. When you view the panorama playing back on your camera or personal computer, you can enjoy a seamless panorama image with both ends stitched together to create a "cylinder" view.



[Intelligent Digital Zoom]

Digitally double your zoom and still enjoy excellent resolution

For telephoto shots beyond the 4x optical zoom range, Intelligent Digital Zoom doubles your zoom to the equivalent of 8x zoom and delivers excellent sharpness and detail.

[Flash]

Super Intelligent Flash

Adopting Fujifilm's original TTL automatic flash control technology, the built-in high-precision flash system delivers the ideal amount of flash for shooting small items or close-ups, or capturing special occasions indoors. When even more light is required or you're shooting with the lens hood attached, you can use a separately sold TTL flash.

[High contrast LCD monitor]

The bright, high contrast 2.8-inch 460,000-dot LCD monitor lets you comfortably compose and preview your shots. With its ultra-wide view angle, you can hold the camera high or low to frame your shot, and later let everyone gather around to enjoy the results.

Histogram Display

Before shooting, the built-in histogram display provides an at-a-glance confirmation of brightness levels. Together with the exposure compensation dial on the top control deck, this tool makes it simple to confirm you have the right exposure setting, and take great photos.



Electronic horizon leveling gauge

When composing a shot in the spacious LCD, the built-in electronic level display makes it easy to align the image with the true horizon.



Playback Functions

After shooting, take advantage of handy playback functions including Shooting Data display to review which settings were used when the image was taken, Focus Point Zoom for zooming in to check focal precision and picture quality, and "Red Eye Correction" for automatic detection and correction of red-eye effects in portraits in-camera after the shot is taken.

Micro Thumbnail View

Display up to 100 thumbnail images on screen at once for easy searching, viewing, selection and deletion of multiple images at a time.

Picture Search

Easy search function allows you to display images by date, and by other categories including those featuring people for quick and fast photo finding.