

X-T10 Specifications

Model name	FUJIFILM X-T10
Number of effective pixels	16.3 million pixels
Image sensor	23.6mm x 15.6mm (APS-C) X-Trans CMOS II with primary color filter Total number of pixels: 16.7 million pixels
Sensor Cleaning system	Ultra Sonic Vibration
Storage media	SD memory card / SDHC memory card / SDXC (UHS-I) memory card **
File format	Still image JPEG (Exif Ver 2.3)**3, RAW (RAF format), RAW+JPEG (Design rule for Camera File system compliant / DPOF-compatible) Movie MOV (H.264, Audio : Linear PCM / stereo sound)
Number of recorded pixels	L : [3:2] 4896 x 3264 [16:9] 4896 x 2760 [1:1] 3264 x 3264 M : [3:2] 3456 x 2304 [16:9] 3456 x 1944 [1:1] 2304 x 2304 S : [3:2] 2496 x 1664 [16:9] 2496 x 1408 [1:1] 1664 x 1664 Motion Panorama [180°] Vertical: 2160 x 9600 Horizontal: 9600 x 1440 [120°] Vertical: 2160 x 6400 Horizontal: 6400 x 1440
Sensitivity	AUTO (Control available up to ISO 6400) Equivalent to ISO 200 - 6400 (Standard Output Sensitivity) Extended output sensitivity: Equivalent ISO 100, 12800, 25600 and 51200
Exposure control	TTL 256-zone metering, Multi / Spot / Average
Exposure mode	Programmed AE / Shutter Speed priority AE / Aperture priority AE / Manual exposure
Exposure compensation	-3.0EV - +3.0EV, 1/3EV step (movie recording : -2.0EV - +2.0EV)
Image Stabilizer	Supported with OIS type lenses
Face detection	Yes
Shutter type	Focal Plane Shutter
Shutter speed	(Electronic Shutter mode) 1sec. to 1/32000sec. **3 (P mode) 4sec. to 1/4000sec., (All other modes) 30sec. to 1/4000sec., Time 30sec. to 1/4000sec., Bulb (max.60min.), Synchronized shutter speed for flash : 1/180sec. or slower
Continuous shooting	Approx. 8.0 fps (JPEG : max. approx. 8 frames) Approx. 3.0 fps (JPEG : up to the capacity of the card) * Recordable frame number may vary depending on the type of memory card used. * The frame rate varies with shooting condition and the number of images recorded.
Auto bracketing	AE Bracketing (±1/3EV, ±2/3EV, ±1EV) Film Simulation Bracketing (Any 3 types of film simulation selectable) Dynamic Range Bracketing (100%, 200%, 400%) ISO sensitivity Bracketing (±1/3EV, ±2/3EV, ±1EV) White Balance Bracketing (±1, ±2, ±3)
Focus	Mode Single AF / Continuous AF / MF Type Intelligent Hybrid AF (TTL contrast AF / TTL phase detection AF), AF assist illuminator available AF frame selection Single Point AF : 49 areas on a 7x7 grid (Changeable size of AF frame among 5 types), Zone AF : Selectable with 3x3 / 5x3 / 5x5 areas from 77 areas on an 11x7 grid, Wide/Tracking AF : Automatic selection from 77 areas on an 11x7 grid
White balance	Automatic scene recognition / Custom / Color temperature selection (K) / Preset : Fine, Shade, Fluorescent light (Daylight), Fluorescent light (Warm White), Fluorescent light (Cool White), Incandescent light, Underwater
Self-timer	10sec. / 2sec. delay
Interval timer shooting	YES Setting: Interval, Number of shots, Starting time
Flash	Manual pop-up flash (Super Intelligent Flash) Guide number : Approx. 5 (ISO100-m) / Approx. 7 (ISO200-m)

*1 Please see the Fujifilm website to check memory card compatibility. *2 Exif 2.3 is a digital camera file format that contains a variety of shooting information for optimal printing. *3 The Electronic Shutter may not be suitable for fast-moving objects. Flash can not be used. *4 Digital Split Image is a trademark or a registered trademark of FUJIFILM Corporation.
*5 Approximate number of frames / period that can be taken with a fully-charged battery based on CIPA standard.

Flash modes	Red-eye Removal OFF Red-eye Removal ON	Auto / Forced Flash / Slow Synchro / Suppressed Flash / Rear-curtain Synchro / Commander Red-eye Reduction Auto / Red-eye Reduction & Forced Flash / Red-eye Reduction & Slow Synchro / Suppressed Flash / Red-eye Reduction & Rear-curtain Synchro / Commander *Red-eye removal is active when Face Detection is set to ON.
Hot shoe	Yes (Dedicated TTL Flash compatible)	
Viewfinder	0.39-in., approx. 2.360K-dot OLED color viewfinder Coverage of viewing area vs. capturing area : approx. 100% Eye point : approx. 17.5mm (from the rear end of the camera's eyepiece) Diopter adjustment : -4m-1 to +2m-1 Magnification : 0.62x with 50mm lens (35mm format equivalent) at infinity and diopter set to - 1.0m-1 Diagonal angle of view : approx. 30° (Horizontal angle of view : approx. 25°) Built-in eye sensor	
LCD monitor	3.0-inch, aspect ratio 3:2, approx. 920K-dot, Tilt type color LCD monitor (approx. 100% coverage)	
Movie recording	Full HD 1920 x 1080 60p / 50p / 30p / 25p / 24p, Continuous recording : up to approx. 14 min. HD 1280 x 720 60p / 50p / 30p / 25p / 24p, Continuous recording : up to approx. 27 min. * Use a card with SD Speed Class with CLASS10 or higher	
Photography functions	Advanced SR AUTO, Eye detection AF, Face Detection, Interval timer shooting, Auto Red-eye Removal, Select custom setting, Motion panorama, Color space, Setting (Color, Sharpness, D-range, Gradation), Film Simulation, Advanced Filter, Framing guideline, Frame No. memory, Histogram display, Preview depth of focus, Lens Modulation Optimizer, Pre-AF, Focus check, Focus Peak Highlight, Digital Split Image™ **, Electronic level, Multiple exposure, Release priority / Focus priority selection, Fn button setting (RAW, Movie, etc.), ISO AUTO control, Instant AF setting (AF-S/AF-C), Interlock spot AE & Focus area, Selector button setting, AE-L/AF-L button setting, Edit/Save quick menu, Preview exp./WB in manual mode, Shutter Type	
Film simulation mode	PROVIA/STANDARD, Velvia/VIVID, ASTIA/SOFT, CLASSIC CHROME, PRO Neg Hi, PRO Neg. Std, MONOCHROME, MONOCHROME+Ye FILTER, MONOCHROME+R FILTER, MONOCHROME+G FILTER, SEPIA	
Dynamic range setting	AUTO (100-400%), 100%, 200%, 400%	
Advanced filter	Toy camera, Miniature, Pop color, High-key, Low-key, Dynamic tone, Soft focus, Partial color (Red / Orange / Yellow / Green / Blue / Purple)	
Playback functions	RAW conversion, image rotate, Auto image rotate, Face Detection, Red-eye reduction, Photobook assist, Erase selected frames, Image search, Multi-frame playback (with micro thumbnail), Slide show, Mark for upload, Protect, Crop, Resize, Panorama, Favorites	
Wireless transmitter	Standard Access mode	IEEE 802.11b / g / n (standard wireless protocol) Infrastructure
Wireless function	Geotagging, Wireless communication (Image transfer), View & Obtain Images, Remote camera shooting, PC Autosave, instax printer print	
Other functions	PictBridge, Exif Print, 35 Languages, Date/Time, Time difference, Sound & Flash OFF, Quick start Mode, High Performance, Preview exp. in Manual mode, Monitor sunlight mode, EVF Brightness, EVF Color, LCD Brightness, LCD Color, Preview Pic. Effect, DISP. Custom Setting	
Terminal	Digital interface HDMI output	USB2.0 (High-Speed) / micro USB terminal *connectable with Remote Release RR-90 (sold separately) HDMI Micro connector (Type D)
Power supply	NP-W126 Li-ion battery (included)	
Dimensions	118.4mm (W) x 82.8mm (H) x 40.8mm (D) / 4.7 in. (W) x 3.3in. (H) x 1.6in. (D) Minimum Depth : 31.9mm / 1.3 in.	
Weight	Approx. 381g / 13.4 oz. (including battery and memory card) Approx. 331g / 11.7 oz. (excluding accessories, battery and memory card)	
Battery life for still images	Approx. 350 frames (When XF35mmF1.4 R is set, LCD monitor on) *5	
Starting up period	Approx. 0.5 sec., when High Performance mode set to ON Approx. 1.0 sec., when High Performance mode set to OFF	
Accessories included	Li-ion battery NP-W126, Battery charger BC-W126, Shoulder strap, Body cap, Metal strap clip, Protective cover, Clip attaching tool, Owner's manual	

FUJIFILM
Value from Innovation

CREATIVITY.
EVERY DAY.
X-T10



<http://fujifilm-x.com/x-t10/>

To ensure correct usage, read owner's manual carefully before using your equipment.
All photos, illustrations, drawings and other images in this brochure are intended for illustrative purposes only.

DXC logo is a trademark. All other trademarks are the property of their respective holders.
SILKYPIX® is a registered trademark of Ichikawa Soft Laboratory Co., Ltd. in Japan.

FUJIFILM
FUJIFILM Corporation



Specifications are subject to change without notice

For more information, please visit our website

http://www.fujifilm.com/products/digital_cameras/index.html



Small, simple to use and offering exceptional image quality.
The X-T10 turns any trip,
whether in everyday life or to the other side of the world,
into the ultimate photo opportunity.

QUALITY ON EVERY SHOT



X-T10

CREATIVITY

Settings that help you enjoy photography more



CONTROL MODE

A wide range of exposure modes and intuitive controls let you create the perfect photograph

Despite its compact size, the X-T10 has a full set of controls. You can shoot in Program (P), Shutter Speed Priority (S), Aperture Priority (A) or Manual (M) by combining the Shutter Speed Dial with lens's aperture settings. The design allows quick and simple selection of exposure mode to suit each and every scene. Use the 1/3EV steps on the 3-stop exposure compensation dial for delicate exposure control. Exposure compensation can even be used when shooting in the Manual mode.



XF35mmF1.4 R | F1.4 1/4sec. ISO400




XF35mmF1.4 R | F1.4 1/32sec. ISO1000



XF60mmF2.4 R Macro | F3.2 1/200sec. ISO400



XF55-200mmF3.5-4.8 R LM OIS | F5.6 1/400sec. ISO400



XF18-55mmF2.8-4 R LM OIS | F6.4 1/100sec. ISO200

EVERY DAY USE

Capture premium quality photographs with ease



XF60mmF2.4 R Macro | F3.2 1/200sec. ISO400




XF60mmF2.4 R Macro | F3.2 1/200sec. ISO400

AUTO MODE

Advanced SR AUTO for intelligent fully-automatic shooting

The top plate features a Auto Mode Switch Lever. Setting it to AUTO switches the camera into the Advanced SR AUTO mode, which automatically selects the optimum shooting settings from 58 preset scenes so you can take high-quality shots with ease. This function, which also automatically selects the optimum AF mode, is perfect for snapshots and occasions when you don't want to use the wrong settings by mistake. The rear Command Dial lets you select a scene type using your choice of scene-specific presets.



The Auto Mode Switch Lever is conveniently located on the top plate. The AUTO position selects the fully automatic mode, allowing users of any photographic ability to enjoy taking pictures and maximize the X-T10's superb image quality.



XF55-200mmF3.5-4.8 R LM OIS | F4.8 1/100sec. ISO800



XF60mmF2.4 R Macro | F2.8 1/25sec. ISO3200



XF15-55mmF2.8-4.0 R LM OIS | F5.6 1/320sec. ISO200



SHOOTING STYLE

New X-T10 is designed to be compact and lightweight



1 Compact and lightweight body

The camera body weighs just 381g. It has been designed to be compact, while maintaining the optimum balance between width and height.

2 Dials for enhanced operability

The top plate features the three most frequently-used dials, which are milled from an aluminum block for a premium finish and comfortable operation.

3 920K-dot vari-angle LCD

The camera has a 3.0-inch 920K-dot LCD monitor that can be moved up and down for high- and low-angle shots.

4 Excellent grip

The grip's size and shape were carefully designed to enable an assured grip despite the camera's compact size.

5 Built-in flash

A built-in flash is positioned in the centre of the top plate. Its compact design looks stylish even when popped up.

6 Two color options

The camera is available in premium silver or sporty black. Choose the one that best suits your style.

7 Leather case BLC-XT10 (sold separately)

The genuine leather case is designed to fit the camera body, helping to keep the camera protected and ensure a solid hold.

8 Hand grip MHG-XT10 (sold separately)

The metal grip provides a secure hold. The tripod mounting socket is aligned with the optical axis and the battery can be replaced without removing the grip.



REAL-TIME VIEWFINDER

Real-Time Viewfinder helps when shooting action

Get back to basics by using the viewfinder Looks as good as an optical viewfinder, but offers the functionality that only an electronic viewfinder can provide

2.36M-dot high-precision electronic viewfinder

The X-T10 has a high magnification 2.36M-dot organic EL electronic viewfinder, which shows the subject clearly even in bright conditions. It has been designed with improved magnification, shorter time lag and a more intuitive user interface to provide an even better shooting experience. Being electronic, the display can show the effects of Film Simulation, exposure settings, etc. It offers a full real-time shooting experience that no optical viewfinder can provide, as there's no need to check effects after taking each image.



Velvia / VIVID selected



MONOCHROME selected

Virtually real-time response with the display lag-time of 0.005 sec.

The camera is equipped with the electronic Real-Time Viewfinder, which boasts the world's shortest lag-time of 0.005 sec*¹. Combined with the shutter time lag of 0.05 sec. and high-speed AF performance of up to 0.06 sec*², the X-T10 delivers a blistering performance when shooting moving subjects.



Magnification ratio of 0.62x*³ and enhanced usability with the new UI

The high-resolution, 2.36M-dot organic EL electronic viewfinder uses four dedicated lens elements, which provide high magnification, high resolution and high clarity. With 100% coverage, the viewfinder also boasts a field of view that outperforms entry-level D-SLRs. The new user interface has been designed with particular attention paid to the size and layout of displayed settings. This allows you to concentrate fully on shooting through the viewfinder.




Comparison of field of view



New Graphical User Interface

Automatic brightness control and Natural Live View

The viewfinder brightness is automatically adjusted according to the type of scene and the speed at which human eyes adjust to changes in brightness. This ensures a clear view in both dark and bright conditions. The function that reflects shooting effects such as Film Simulation can be turned ON and OFF. When turned off, the view replicates exactly what would be seen with the naked eye.



Less brightness in dark scenes



Greater brightness in bright scenes

*1: Fujifilm research as of April 2015. *2: Fujifilm research based on CIPA guidelines using the X-T10 equipped with XF16-55mmF2.8 R LM WR lens in High Performance mode as of April 2015. *3: Market leading viewfinder magnification ratio. Approx. 0.65x magnification 50mm (35mm format equivalent) at infinity and diopter set to -1.0m⁻¹.

MEMORABLE MOMENTS

The X-T10 never misses a photo opportunity



AUTO FOCUS


New AF system captures the subject perfectly




XF10-24mmF4 R OIS | F5.6 1/32sec. ISO500

High-speed AF with on-board phase detection pixels

The camera's Intelligent Hybrid AF system combines the excellent autofocus speed of Phase Detection AF with the strong low light performance of Contrast AF. The phase detection elements on the image sensor delivers autofocusing speeds of up to 0.06 sec*1. A new algorithm has also enhanced performance in low light and low contrast conditions.



Contrast AF Area



Phase Detection AF Area

Continuous shooting with AF-C at 8.0 fps and advanced subject motion prediction

Features advanced subject motion prediction technology to predict the subject's movement using past data, enabling continuous shooting with AF-C*2 at up to 8.0 fps.



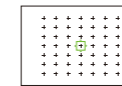
Six different AF modes

The new Zone and Wide/Tracking modes ensure that sideways movements are captured.

AF-S + Single Point



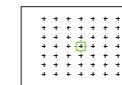
Delivers highly accurate autofocus on a specific area. Choose any one of 49-point focus areas, then select the size of the area in five different levels.



AF-C + Single Point



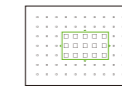
Pin-points a subject with a fixed direction of movement, e.g. moving towards the camera. Choose any one of 49-point focus areas, and select the size of the area in five levels.




AF-S + Zone NEW



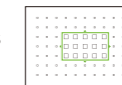
Effective for a subject with moderate movements, which the Single Area mode may have difficulty capturing. Choose a 3x3, 5x3 or 5x5 AF area. Use the centrally-positioned 3x3 and 5x3 phase detection AF areas for faster autofocusing speeds.



AF-C + Zone NEW



Tracks a subject when shooting hand-held, using a 3x3, 5x3 or 5x5 area to maintain focus. Choose the phase detection AF areas for faster autofocusing speeds.




AF-S + Wide/Tracking




The camera automatically selects and focuses using several of the 77-point focus areas. This is ideally suited to subjects with unpredictable movements, or multiple moving subjects.



AF-C + Wide/Tracking NEW



Perfect for capturing a subject that moves unpredictably Perfect for capturing a subject that moves unpredictably up/down, left/right and closer/further from the camera. Suitable for shooting with a tripod, simply pick the starting position to start tracking the subject.



*1: Fujifilm research based on CIPA guidelines using the X-T10 equipped with XF16-55mmF2.8 R LM WR lens in High Performance mode as of April 2015. *2: In CH mode, focus area is limited inside of central 3x3 in Single point and 5x3 in Zone and Wide/Tracking.

FILM SIMULATION


Recreating the colors of Fujifilm's photographic films



XF55-200mmF3.5-4.8 R LM OIS | F4.8 1/100sec. ISO1600 CLASSIC CHROME

Film Simulation modes - just like choosing a photographic film

Film Simulation, perfected through Fujifilm's passion and philosophy of color reproduction over 80 years of photographic film manufacturing, allows users to create the colors and tones of photographic film, delivering high quality results with ease. If you shoot RAW, the in-camera RAW processing function enables any of the 11 Film Simulation options to be applied post-capture, broadening your shooting options.



XF18-55mmF2.8-4 R LM OIS | F3.2 1/32sec. ISO1600

High sensitivity performance

The layout of components and wiring has been carefully designed to reduce image noise at high ISO settings and enables the ISO to be extended to 51200. Even at the ultra-high ISO setting, the camera produces deep blacks with minimal noise. This makes it easy to shoot hand-held even in low-light conditions.



Ultra-fast electronic shutter

The camera features a mechanical shutter of up to 1/4000 sec. as well as an electronic shutter of up to 1/32000 sec. This allows you to shoot with wide apertures even in bright sun to create beautiful bokeh effects. You can select either the mechanical shutter, electronic shutter or both.

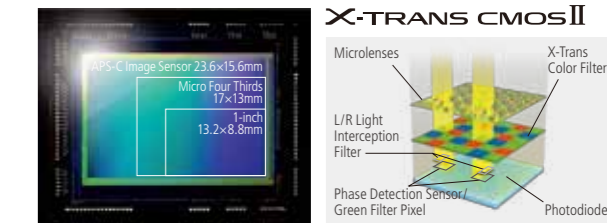


SENSOR & PROCESSOR

The heart of the X-T10 for creating outstanding images

APS-C sensor & no optical low-pass filter

The camera features the APS-C, 16M X-Trans CMOS II sensor. Its unique color filter array reduces moiré and false colors without having to use an optical low pass filter. When combined with the high performance image processing engine, the sensor delivers outstanding high resolution and low noise.



High performance sensor and image processing engine delivers fast response

The image sensor with phase detection elements and the high speed processing engine EXR Processor II combine to take AF speed, startup-time, shooting interval and shutter time lag to a whole new level.

fastest AF speed 0.06 sec.*1	Start-up time 0.5 sec.*2
Shooting interval 0.5 sec.*3	Shutter time lag 0.05 sec.

*1: Fujifilm research based on CIPA guidelines using the X-T10 equipped with XF16-55mmF2.8 R LM WR lens in High Performance mode as of April 2015. *2: Equipped with XF27mmF2.8 lens in High Performance mode. *3: MF mode.

FUNCTIONS

Extensive range of shooting modes

DRIVE DIAL

Drive Dial controls your shooting options

Positioned on the camera's top plate, the Drive Dial gives quick access to a variety of shooting modes such as Panorama, Multiple Exposure, Advanced Filter, Single Frame, high speed continuous shooting (CH), low speed continuous shooting (CL) and Bracketing. Settings such as Continuous shooting and Panorama override any other exposure or AF modes.



Panorama

Pan the camera using the guidelines to shoot amazing panoramic images. You can choose between 180 degrees or 120 degrees, and specify vertical or horizontal panning. Once all the shots are taken, the camera automatically combines the images into a panoramic shot.




Multiple exposure

The camera supports multiple exposure capture, which allows you to take two frames and combine them for an artistic effect. You can display the first shot on the LCD screen while framing and shooting the second for perfect alignment. Film Simulation effects also apply in this mode.




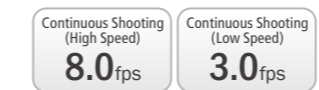
Advanced Filters

Create unique images by using one of eight Advanced Filters. Effects include Toy Camera for a retro look, Miniature for creating a diorama effect, and Pop Color for high contrast and saturation. You can preview the effect through the viewfinder or on the LCD screen.




Continuous shooting

The camera offers High Speed Continuous shooting (CH) at approx. 8.0 fps and Low Speed Continuous shooting (CL) at approx. 3.0 fps. While in JPEG mode, you can shoot around 8 frames in CH and can shoot until the memory card is full in CL.



Bracketing

The Bracketing mode offers automatic bracketing not only of exposure but also ISO sensitivity, dynamic range, Film Simulation and white balance. A single press of the shutter release takes three bracketed images so you can choose the one you prefer. Two of these bracketing options may be assigned to the Drive Dial.




FEATURES

A wide range of additional functions

Interval Timer shooting

The start time, number of shots, and interval can all be set by the camera, allowing use for time-lapse shooting and shots taken with the self-timer. The camera can be set to take 1 - 999 shots over intervals of 1sec. - 24 hours.



Wireless connectivity

Take photographs remotely using a smartphone or tablet. The camera's wireless capability also enables file transfer and external viewing of in-camera images.* Pictures can also be sent to the optional Instax SHARE SP-1 for Instax printing.

*Requires installation of the FUJIFILM Camera Remote app on your smartphone or tablet.



Super Intelligent Flash

The flash provides fill light to the subject in a backlit scene or nightscape, and delivers just enough light to prevent highlight or shadow clipping even in macro shooting.



Movie shooting

Choose from five frame rates including smooth Full HD video recording at 60 fps. The combination of phase detection AF and contrast AF achieves high speed and high precision focusing.

LEGENDARY FUJINON LENSES

FUJINON XF / XC series: renowned high performance lenses



FUJINON LENS

Premium image quality that even discerning professionals rely on

This is the range of FUJINON interchangeable lenses for X series cameras. XF / XC lenses have been designed using a wide range of FUJINON's technologies, developed through the company's pursuit of advanced quality that withstands professional use, and already found in a range of products including lenses for large-format cameras and broadcast use. The current line-up of 18 lenses covers ultra-wide angle to telephoto and includes five fast-aperture prime optics. Get the most from the X-T10 with this wide selection of interchangeable lenses.



Recommendation Lenses for X-T10

Prime Ultra-wide



XF14mmF2.8 R

Ultra-wide angle lens that offers a wide field of view for dramatic perspective



Prime Wide Angle



XF18mmF2 R

Shifts all lens groups for super fast focusing and offers the ideal angle of view for snapshots



Prime Semi-wide



XF27mmF2.8

"Pancake" lens that boasts exceptional image quality and high speed AF




Prime Standard with fast aperture



XF35mmF1.4 R

Standard lens that delivers beautiful bokeh and high resolution



Standard Zoom



XF18-55mmF2.8-4 R LM OIS

Standard zoom offering image stabilization and premium image quality



Telephoto Zoom



XF55-200mmF3.5-4.8 R LM OIS

Telephoto zoom equipped with image stabilization and high speed AF



The Full Line-up of FUJINON X Mount Lens

XF LENS



XC LENS



M MOUNT ADAPTER



*本ページ掲載製品はすべてオープン価格です。

ACCESSORIES



MULTI VIEWS Parts of the Camera



For more information about accessories, please visit our website: <http://fujifilm-x.com/x-t10/>